


Uber and Lyft Driver Pro Tips: The Ultimate Guide to Maximizing Your Earnings

Driving for Uber and Lyft can be a great way to earn some extra cash or even make a full-time living. However, it's important to know the ins and outs of the business to be successful.



Uber & Lyft Driver -Pro Tips by Baby Professor

★★★★☆ 4.6 out of 5

Language	: English
File size	: 647 KB
Text-to-Speech	: Enabled
Enhanced typesetting	: Enabled
Word Wise	: Enabled
Print length	: 22 pages
Screen Reader	: Supported



In this guide, we'll share our top tips for Uber and Lyft drivers. We'll cover everything from maximizing your earnings to improving your passenger ratings to navigating the challenges of driving for ride-sharing apps.

Maximizing Your Earnings

- **Drive during peak hours.** Peak hours are the times when demand for rides is highest. This is typically during the morning and evening rush hours, as well as on weekends and holidays.
- **Drive in high-demand areas.** High-demand areas are usually located in city centers and near popular destinations. You can use the Uber

and Lyft apps to see where demand is highest in your area.

- **Complete quests and challenges.** Uber and Lyft often offer quests and challenges to drivers. These quests and challenges can help you earn extra money by completing certain tasks, such as driving a certain number of rides or earning a certain amount of money.
- **Refer new drivers.** Uber and Lyft offer referral bonuses to drivers who refer new drivers to the app. If you know someone who is interested in driving for Uber or Lyft, be sure to refer them and earn a bonus.
- **Use a fuel-efficient car.** The cost of gas can eat into your earnings, so it's important to use a fuel-efficient car. If you're not sure what kind of car to get, check out the Fuel Economy Guide from the U.S. Department of Energy.

Improving Your Passenger Ratings

- **Be friendly and courteous.** Passengers want to feel comfortable and safe when they're riding with you. Be sure to greet them with a smile and make conversation. Also, be respectful of their space and preferences.
- **Drive safely.** This goes without saying, but it's important to drive safely and obey all traffic laws. Passengers will appreciate it if you're a safe driver.
- **Keep your car clean and comfortable.** Passengers will be more likely to give you a good rating if your car is clean and comfortable. Be sure to vacuum your car regularly and keep it stocked with amenities like water and snacks.


- **Be on time.** Punctuality is important to passengers. Be sure to arrive at the pickup location on time or even a few minutes early.
- **Go the extra mile.** Do something extra for your passengers, such as offering them a phone charger or helping them with their luggage. Passengers will appreciate the extra effort and be more likely to give you a good rating.

Navigating the Challenges of Driving for Ride-Sharing Apps

- **Dealing with difficult passengers.** Unfortunately, not all passengers are pleasant to deal with. If you encounter a difficult passenger, try to remain calm and professional. You can also contact Uber or Lyft support for assistance.
- **Managing your time.** Driving for Uber or Lyft can be a flexible job, but it's important to manage your time wisely. Be sure to schedule breaks throughout the day to avoid getting burned out.
- **Keeping up with changes.** Uber and Lyft are constantly making changes to their apps and policies. It's important to stay up-to-date on these changes so that you can avoid any surprises.
- **Protecting yourself.** Driving for Uber or Lyft can be a safe job, but it's important to take precautions to protect yourself. Be sure to carry a dashcam and keep your doors locked while driving.
- **Taking care of your car.** Your car is your livelihood, so it's important to take care of it. Be sure to get regular maintenance and keep your car clean and in good condition.

Driving for Uber and Lyft can be a great way to earn some extra cash or even make a full-time living. However, it's important to know the ins and

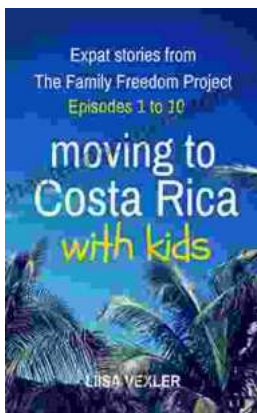
outs of the business to be successful. By following the tips in this guide, you can maximize your earnings, improve your passenger ratings, and navigate the challenges of driving for ride-sharing apps.



Uber & Lyft Driver -Pro Tips by Baby Professor


★★★★☆ 4.6 out of 5

Language : English
File size : 647 KB
Text-to-Speech : Enabled
Enhanced typesetting : Enabled
Word Wise : Enabled
Print length : 22 pages
Screen Reader : Supported



Moving to Costa Rica With Kids: A Comprehensive Guide for Families

Costa Rica is a beautiful country with a lot to offer families. From its stunning beaches and lush rainforests to its friendly people and...



Travels in False Binary: Exploring the Complexities of Gender Fluidity and Identity

In a world rigidly divided into male and female, those who defy these binary categories often find themselves navigating a complex and often...