


Sea Fishing Properly Explained by Ian Ball: A Comprehensive Guide



Sea fishing is a popular and enjoyable pastime for people of all ages. It can be a great way to relax, connect with nature, and catch some delicious fish for dinner. However, if you're new to sea fishing, it can be difficult to know where to start. That's where this guide comes in.



Sea Fishing Properly Explained by Ian Ball

★★★★☆ 4.1 out of 5

Language : English
File size : 4323 KB
Text-to-Speech : Enabled
Screen Reader : Supported
Enhanced typesetting : Enabled

Word Wise : Enabled
Print length : 128 pages



In this guide, Ian Ball, a renowned sea fishing expert, will teach you everything you need to know to get started with sea fishing. You'll learn about the different types of fish you can catch, the best places to fish, and the most effective techniques. You'll also get tips on how to choose the right gear and how to stay safe while fishing.

So whether you're a complete beginner or you just want to improve your skills, this guide has something for you. Read on to learn everything you need to know about sea fishing!

Chapter 1: Choosing the Right Spot

The first step to successful sea fishing is choosing the right spot. There are a few things to consider when choosing a spot, including the type of fish you want to catch, the time of year, and the weather conditions.

If you're not sure where to start, try fishing in areas with rocky outcrops or kelp beds. These areas are often home to a variety of fish, including bass, cod, and pollock. You can also try fishing in estuaries or near jetties. These areas can be good for catching flatfish, such as flounder and halibut.

No matter where you choose to fish, be sure to check the weather forecast before you go. If the weather is too rough, it can be dangerous to fish.

Chapter 2: Choosing the Right Gear

The next step is to choose the right gear. The type of gear you need will depend on the type of fish you want to catch and the location you're fishing.

For most types of sea fishing, you will need the following basic gear:

* A rod * A reel * Line * Hooks * Bait * Sinkers * Lures (optional)

If you're not sure what type of gear to buy, you can ask for help at a local fishing store.

Chapter 3: Learning the Basic Techniques

Once you have your gear, it's time to learn the basic techniques of sea fishing. There are a few different ways to fish, but the most common methods are:

* Casting * Jigging * Trolling

Casting is the most common way to fish. To cast, simply hold the rod in your hand and swing it back and forth. As you swing the rod, release the line from the reel. When the rod reaches the end of its swing, the bait will fly out into the water.

Jigging is a technique that is often used to catch fish that are near the bottom of the water. To jig, simply hold the rod in your hand and move it up and down. The bait will move in a jerking motion, which will attract fish.

Trolling is a technique that is often used to catch fish that are swimming near the surface of the water. To troll, simply attach a lure to the end of your line and drag it behind your boat as you move.

Chapter 4: Catching and Releasing Fish

Once you've hooked a fish, it's important to land it quickly and humanely. To land a fish, simply reel it in and lift it out of the water. If the fish is large, you may need to use a gaff or net to help you land it.

Once you've landed the fish, you can either keep it or release it. If you keep the fish, be sure to kill it quickly and humanely. You can do this by hitting the fish on the head with a blunt object or by cutting its gills.

If you release the fish, be sure to do so carefully. Hold the fish in the water and support its body. Gently remove the hook and then release the fish back into the water.

Chapter 5: Safety Tips


Sea fishing can be a dangerous activity, so it's important to take safety precautions. Here are a few safety tips to keep in mind:

* Always wear a life jacket when fishing from a boat. * Be aware of your surroundings and be careful not to fall overboard. * Do not fish in areas with strong currents or high waves. * Be careful when handling fish, as they can have sharp fins and teeth. * If you are bitten or stung by a fish, seek medical attention immediately.

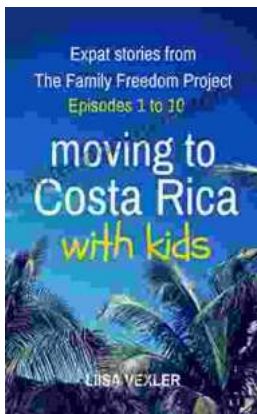
Sea fishing can be a fun and rewarding activity. By following the tips in this guide, you can learn how to choose the right spot, gear, and techniques. You can also learn how to catch and release fish safely. With a little practice, you'll be able to enjoy the乐趣 of sea fishing for years to come.

Sea Fishing Properly Explained by Ian Ball

★★★★☆ 4.1 out of 5



Language : English
File size : 4323 KB
Text-to-Speech : Enabled
Screen Reader : Supported
Enhanced typesetting : Enabled
Word Wise : Enabled
Print length : 128 pages



Moving to Costa Rica With Kids: A Comprehensive Guide for Families

Costa Rica is a beautiful country with a lot to offer families. From its stunning beaches and lush rainforests to its friendly people and...



Travels in False Binary: Exploring the Complexities of Gender Fluidity and Identity

In a world rigidly divided into male and female, those who defy these binary categories often find themselves navigating a complex and often...