


# Ged Social Studies For Dummies

If you're preparing to take the GED Social Studies test, you're probably feeling a little overwhelmed. The test covers a lot of material, from history and geography to economics and government. But don't worry, this guide will help you break down the test into manageable chunks and provide you with everything you need to know to pass with flying colors.

## What's on the GED Social Studies Test?

The GED Social Studies test is divided into two parts:



### GED Social Studies For Dummies by Achim K. Krull

★★★★☆ 4.6 out of 5

Language : English  
File size : 7014 KB  
Text-to-Speech : Enabled  
Screen Reader : Supported  
Enhanced typesetting : Enabled  
Print length : 249 pages  
Lending : Enabled



- **Part 1: History**
- **Part 2: Geography, Economics, and Government**

## Part 1: History

The history section of the GED Social Studies test covers the following topics:

- **U.S. history**
- **World history**
- **Civics and government**

## **Part 2: Geography, Economics, and Government**

The geography, economics, and government section of the GED Social Studies test covers the following topics:

- **Geography**
- **Economics**
- **Government**

## **How to Study for the GED Social Studies Test**

The best way to study for the GED Social Studies test is to start by creating a study plan. This plan should include a list of all the topics you need to cover, as well as a schedule for when you will study each topic. Once you have a plan, you can start studying by using a variety of resources, such as textbooks, online courses, and practice tests.

Here are some tips for studying for the GED Social Studies test:

- **Start early.** The more time you have to study, the better your chances of success on test day.
- **Create a study schedule.** This will help you stay on track and avoid cramming.

- **Use a variety of resources.** The more resources you use, the more likely you are to learn and retain information.
- **Practice, practice, practice.** The best way to prepare for the GED Social Studies test is to take practice tests.

## Taking the GED Social Studies Test

On test day, you will have 150 minutes to complete the GED Social Studies test. The test is divided into two parts, each of which is 75 minutes long. You will have a short break between the two parts of the test.

Here are some tips for taking the GED Social Studies test:


- **Arrive on time.** You will not be allowed to take the test if you are late.
- **Read the instructions carefully.** Make sure you understand what you are being asked to do.
- **Answer all the questions.** There is no penalty for guessing, so it's better to guess than to leave a question blank.
- **Pace yourself.** Don't spend too much time on any one question.
- **Review your answers.** If you have time, go back and review your answers before you submit your test.

If you follow the tips in this guide, you will be well on your way to passing the GED Social Studies test. With hard work and dedication, you can achieve your goal of getting your GED.

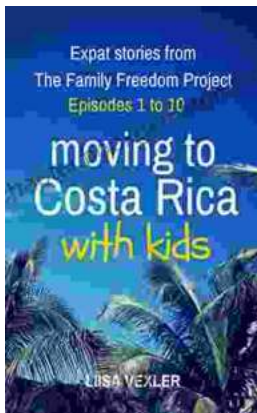
**GED Social Studies For Dummies** by Achim K. Krull

★★★★☆ 4.6 out of 5

Language : English



File size : 7014 KB  
Text-to-Speech : Enabled  
Screen Reader : Supported  
Enhanced typesetting : Enabled  
Print length : 249 pages  
Lending : Enabled



## Moving to Costa Rica With Kids: A Comprehensive Guide for Families

Costa Rica is a beautiful country with a lot to offer families. From its stunning beaches and lush rainforests to its friendly people and...



## Travels in False Binary: Exploring the Complexities of Gender Fluidity and Identity

In a world rigidly divided into male and female, those who defy these binary categories often find themselves navigating a complex and often...