


Conversational Arabic Quick and Easy: A Comprehensive Guide to Mastering Colloquial Arabic

Are you ready to unlock the secrets of the Arabic language and become a confident conversationalist? Welcome to our in-depth guide to Conversational Arabic, where we will equip you with the essential tools and strategies to master the spoken form of Arabic and boost your communication skills.



Conversational Arabic Quick and Easy: Lebanese Dialect - PART 3: Lebanese Arabic, Levantine Arabic, Levantine Dialect (Lebanese Arabic Series, Lebanese Dialect) by Yatir Nitzany

★★★★★ 5 out of 5

Language : English
File size : 3862 KB
Text-to-Speech : Enabled
Screen Reader : Supported
Enhanced typesetting : Enabled
Print length : 93 pages
Lending : Enabled



Why Learn Conversational Arabic?

- **Connect with Native Speakers:** Engage in meaningful conversations with Arabic speakers, building bridges across cultures.

- **Enhance Travel Experiences:** Navigate Arabic-speaking countries with ease, immersing yourself in the local atmosphere.
- **Advance Career Prospects:** Expand your professional opportunities by gaining proficiency in one of the world's most important languages.
- **Personal Enrichment:** Discover the beauty and richness of Arabic culture by delving into its spoken traditions.

Dialects of Conversational Arabic

Conversational Arabic encompasses a vast range of dialects, each with its unique characteristics and regional nuances. Here are the major dialect groups:

- **Egyptian Arabic:** Widely spoken in Egypt, also a popular lingua franca in other Arabic-speaking countries.
- **Levantine Arabic:** Used in countries such as Lebanon, Syria, Jordan, and Palestine, known for its clear pronunciation.
- **Gulf Arabic:** Spoken in the Gulf region, including Saudi Arabia, Kuwait, and the United Arab Emirates, characterized by a distinct intonation.
- **Maghrebi Arabic:** Common in North Africa, including Morocco, Algeria, and Tunisia, influenced by Berber languages.

Essential Phrases and Vocabulary

To get started with Conversational Arabic, let's explore some essential phrases and vocabulary:

Greetings

- Hello: Salamun 'alaykum (formal), Ahlan (informal)
- Good morning: Sabah al-khayr
- Good evening: Masa' al-khayr

S

- My name is...: Ismi... (male), Ismi... (female)
- Nice to meet you: Tayyib lak (formal), Sharafti (informal)

Asking and Answering Questions

- How are you?: Keef halak? (male), Keef halik? (female)
- I am fine: Ana tayyib (male), Ana tayyiba (female)
- What is your name?: Shu ismak? (male), Shu ismik? (female)

Conversation Starters

- Where are you from?: Min ween inta? (male), Min ween inti? (female)
- Do you speak English?: Bitahki Ingleezi?
- What is the time?: Kam el-saa'a?

Pronunciation and Grammar

Pronunciation:

- Emphasize certain consonants, such as the "kh" in "khayr" (good)

- Use vowel elongation to convey different meanings (e.g., "bait" meaning "house" vs. "beeit" meaning "overnight stay")
- Master the "hamza" (glottal stop), a unique sound in Arabic

Grammar:

- Use verb conjugation to indicate gender and number
- Employ noun declension to show case, number, and definiteness
- Understand basic sentence structure (subject-verb-object)

Immersion Techniques

Immersion is key to mastering Conversational Arabic. Here are some techniques to help you create an Arabic-rich environment:

Watch Arabic Movies and TV Shows: Immerse yourself in authentic conversations and learn natural language patterns.

Listen to Arabic Music: Tune in to Arabic songs to improve your listening comprehension and pronunciation.


Read Arabic Books and Newspapers: Engage with written Arabic to expand your vocabulary and enhance your grammar skills.

Find Language Exchange Partners: Connect with native Arabic speakers for regular practice and feedback.

Tips for Effective Communication

- **Speak Slowly and Clearly:** Enunciate words correctly to avoid confusion.
- **Use Hand Gestures:** Enhance your communication by incorporating natural hand gestures common in Arabic conversations.
- **Be Patient and Persistent:** Don't get discouraged, practice regularly and seek feedback to improve.
- **Don't be Afraid to Make Mistakes:** Mistakes are a natural part of learning, use them as opportunities for growth.
- **Have Fun:** Learning should be enjoyable, engage in activities that make the process engaging.

Embarking on the journey of learning Conversational Arabic can be both rewarding and empowering. By mastering the essential phrases, understanding pronunciation and grammar, and immersing yourself in Arabic culture, you can unlock a world of meaningful connections and cultural exchange. Remember, practice, persistence, and a positive attitude are the keys to success. Embrace the beauty of spoken Arabic and experience the joy of communicating with confidence.



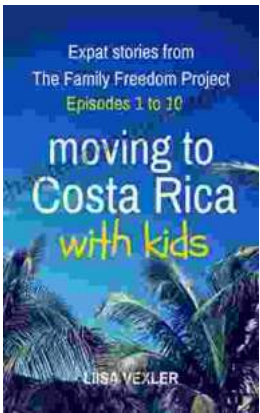
Conversational Arabic Quick and Easy: Lebanese Dialect - PART 3: Lebanese Arabic, Levantine Arabic, Levantine Dialect (Lebanese Arabic Series, Lebanese Dialect) by Yatir Nitzany

★★★★★ 5 out of 5

Language : English


File size : 3862 KB

Text-to-Speech : Enabled
Screen Reader : Supported
Enhanced typesetting : Enabled
Print length : 93 pages
Lending : Enabled



Moving to Costa Rica With Kids: A Comprehensive Guide for Families

Costa Rica is a beautiful country with a lot to offer families. From its stunning beaches and lush rainforests to its friendly people and...



Travels in False Binary: Exploring the Complexities of Gender Fluidity and Identity

In a world rigidly divided into male and female, those who defy these binary categories often find themselves navigating a complex and often...