

# 250 DMV Test Questions and Answers: A Comprehensive Guide to Ace Your Driving Exam

Embark on your journey to driving success with this comprehensive guide to DMV test questions and answers. Master the essential knowledge required for a seamless driving exam experience. From traffic laws and road signs to vehicle operation and defensive driving, this resource empowers you to confidently navigate the exam and become a safe and responsible driver.



## DRIVE IN NORTH CAROLINA NORTH CAROLINA DRIVER'S PERMIT PRACTICE TEST 2024 - 2024: 250+ DMV Test Questions & Answers by Luca Brambilla

★★★★☆ 4 out of 5

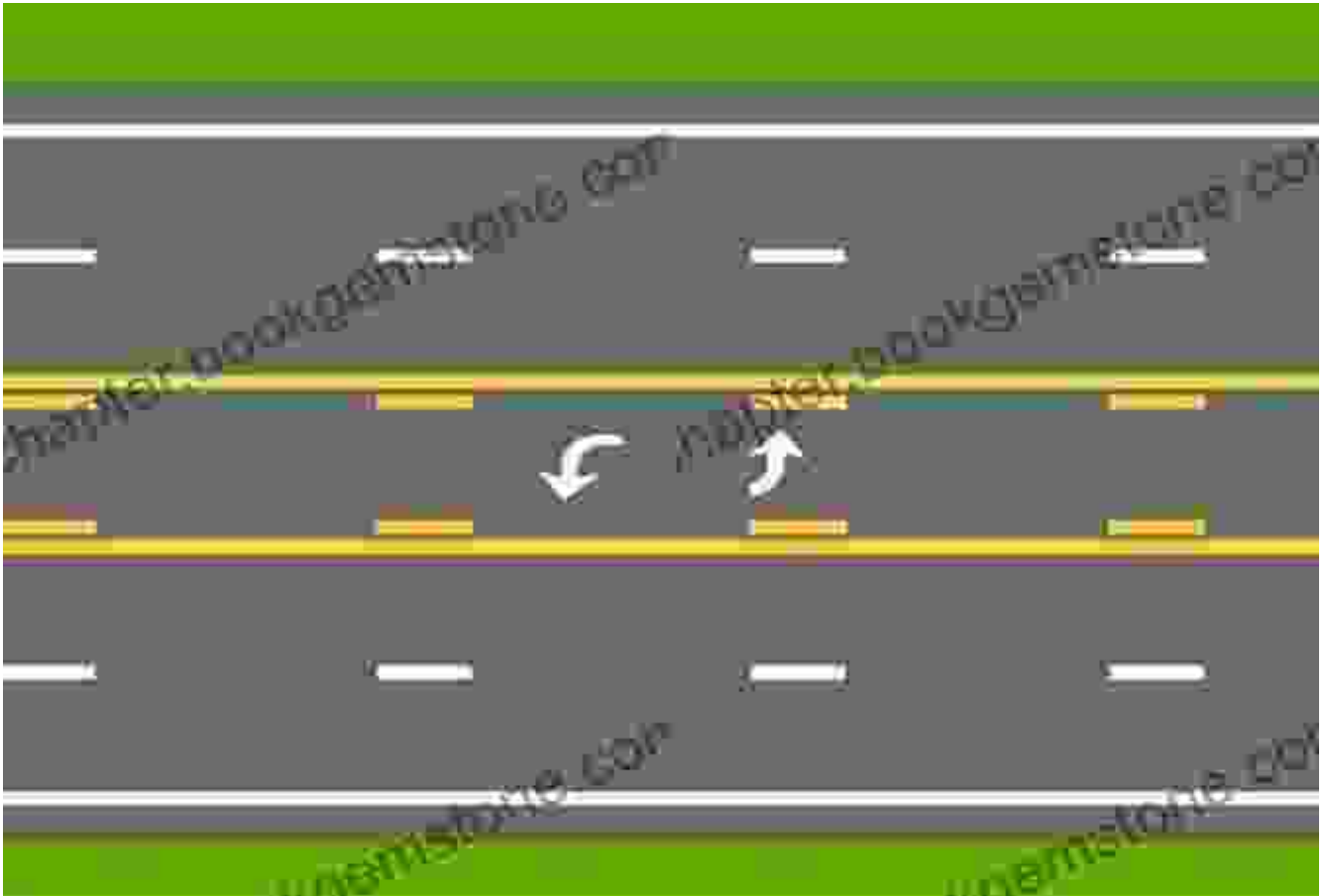
Language	: English
File size	: 9138 KB
Text-to-Speech	: Enabled
Screen Reader	: Supported
Enhanced typesetting	: Enabled
Word Wise	: Enabled
Print length	: 80 pages
Lending	: Enabled



## Chapter 1: Traffic Laws and Road Signs

**Question 1:** What does a solid yellow line in the center of the road indicate?

**Answer:** Do not cross unless overtaking or making a left turn.



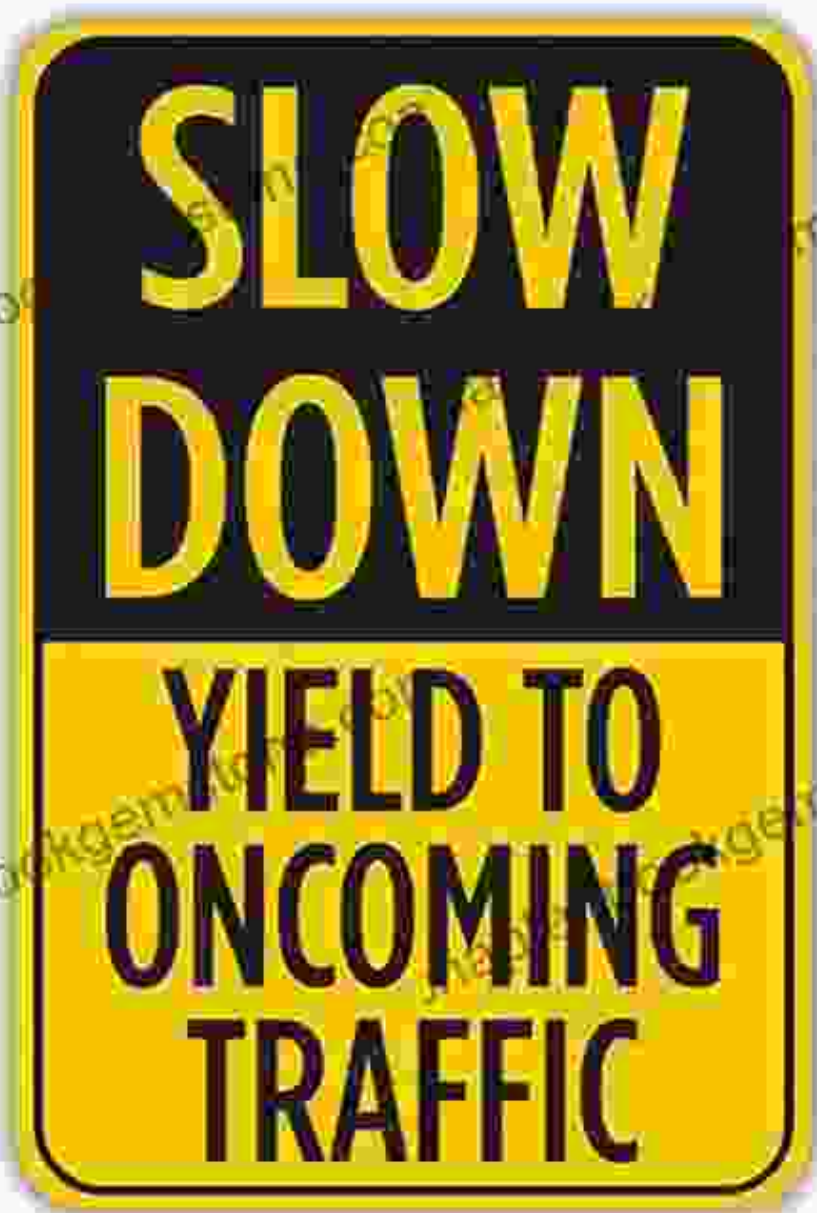
**Question 2:** What is the legal speed limit in a residential area?

**Answer:** Typically 25-35 mph.



**Question 3:** When approaching a yield sign, what should you do?

**Answer:** Slow down, yield to oncoming traffic, and proceed when it is safe.



## Chapter 2: Vehicle Operation

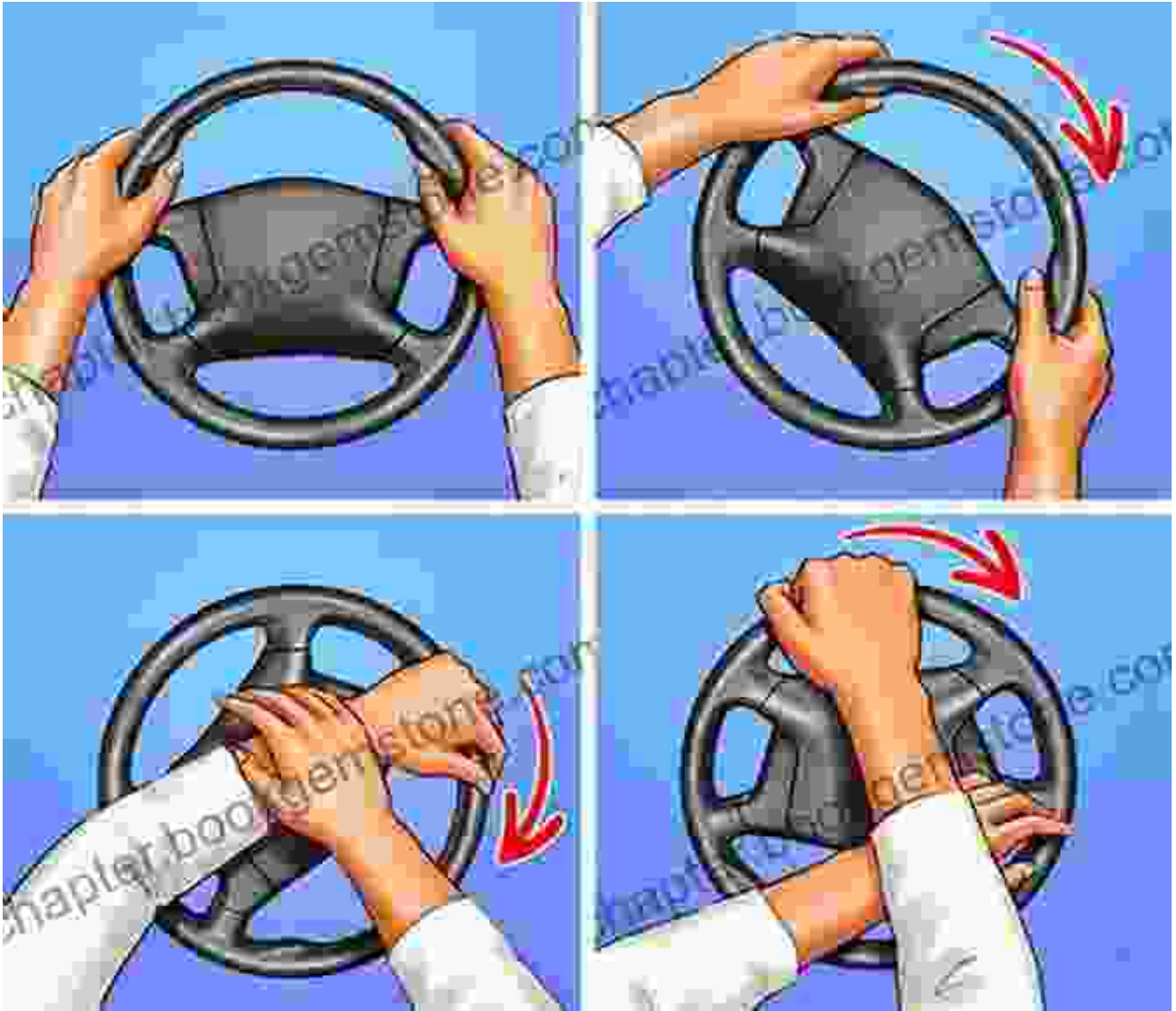
**Question 4:** What should you do before starting your vehicle?

**Answer:** Adjust the seat, mirrors, and seat belt.



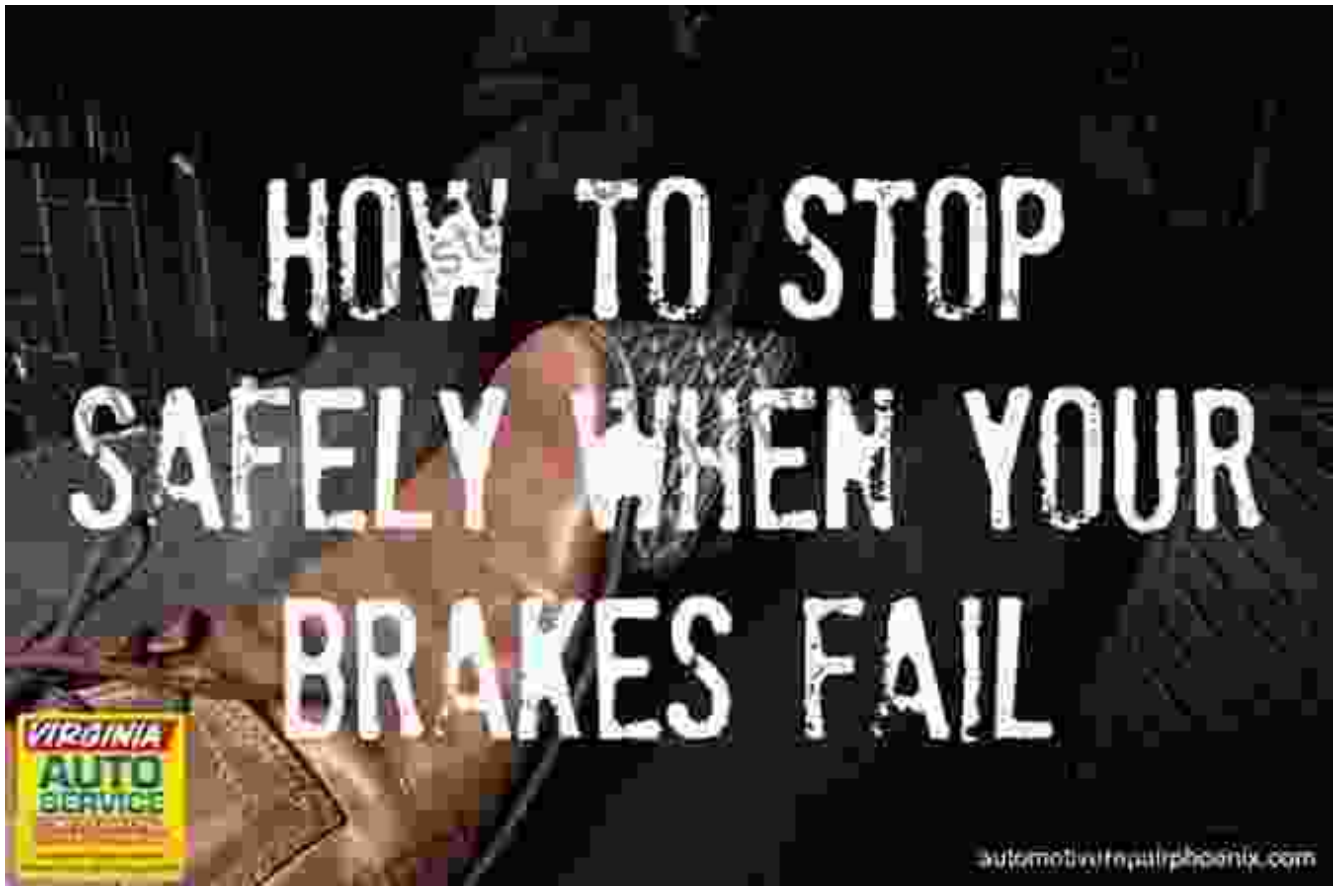
**Question 5:** What is the proper way to hold the steering wheel?

**Answer:** With both hands at the "9 and 3" or "10 and 2" positions.



**Question 6:** What should you do if your brakes fail?

**Answer:** Downshift to a lower gear, use the emergency brake, and pull over to the side of the road.



### Chapter 3: Defensive Driving and Hazard Perception

**Question 7:** What is the best way to avoid distractions while driving?

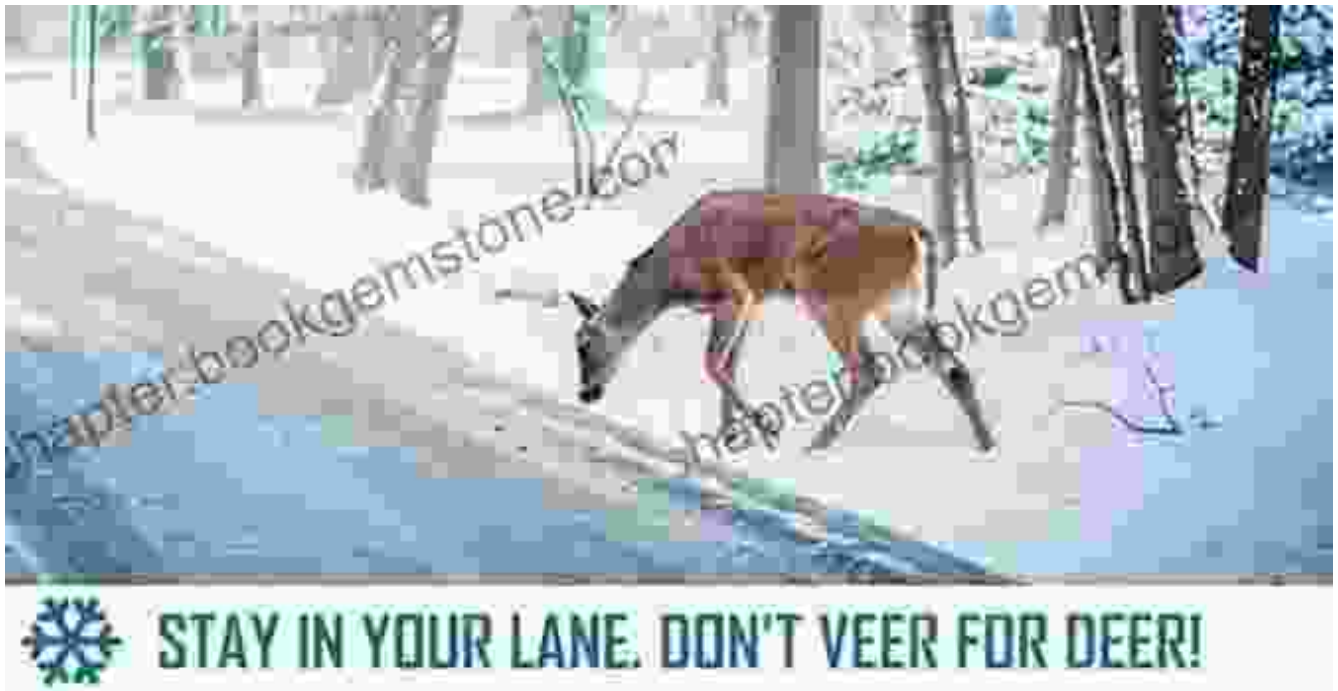
**Answer:** Put away your phone, avoid eating or drinking, and focus on the road.



**Question 8:** What should you do if you encounter a deer in the road?

**Answer:** Brake firmly, steer in the direction of the deer, and honk your horn.





**Question 9:** How can you reduce the risk of a rollover accident?

**Answer:** Avoid sharp turns, drive at a safe speed, and always wear your seat belt.

# HOW TO SURVIVE A ROLLOVER CRASH



## PREVENTING A ROLL



1) **DO NOT** overload your car and make sure loads are tied down securely.



2) **TAKE** corners at advised speeds and with respect to conditions.



3) If you do start to tilt, turn the wheel toward the direction you're tilting.

## IF YOU START TO ROLL



1) **CROSS** your arms high up on your chest and grab your opposite shoulders; this makes a pocket for your chin inside your elbows and helps keep your neck and head straight and supported. Stay right in this position like a turtle.



2) **DO NOT** brace against the floor or steering wheel; the combination of airbags and breaking metal/glass makes it nearly impossible to keep that position, and exposes you to more danger.



3) **ONCE** the car has stopped rolling, immediately turn off engine. Plant your hands and/or feet on the ceiling and carefully unbuckle your seatbelt. Exit through the window or door. Call 911 immediately.

## Chapter 4: Parallel Parking

**Question 10:** What is the first step in parallel parking?

**Answer:** Signal, check your mirrors, and find a spot at least 6 feet longer than your vehicle.



**Question 11:** How do you position your vehicle when backing into the parking space?

**Answer:** Turn your wheels towards the curb and back into the spot at a 45-degree angle.



**Question 12:** When should you straighten your wheels while parallel parking?

**Answer:** Once your vehicle is approximately parallel to the curb.



## Chapter 5: Driver Etiquette

**Question 13:** What should you do if you see an emergency vehicle with its lights and sirens activated?

**Answer:** Pull over to the side of the road and stop until the vehicle has passed.



**Question 14:** How should you behave when sharing the road with cyclists?

**Answer:** Give them plenty of space, do not tailgate, and pass them with caution.



**Question 15:** What is the "three-second rule" when following another vehicle?

**Answer:** Leave at least three seconds of following distance between your vehicle and the vehicle in front.



Congratulations on completing this comprehensive guide to DMV test questions and answers! By mastering these questions, you have equipped yourself with the knowledge and skills necessary to excel in your DMV exam. Remember to practice safe driving habits, always obey traffic laws, and be courteous to fellow drivers. With a commitment to responsible driving, you can confidently navigate the roads and make a positive contribution to your community.



## **DRIVE IN NORTH CAROLINA NORTH CAROLINA DRIVER'S PERMIT PRACTICE TEST 2024 - 2024: 250+ DMV Test Questions & Answers** by Luca Brambilla

★★★★☆ 4 out of 5

Language : English

File size : 9138 KB

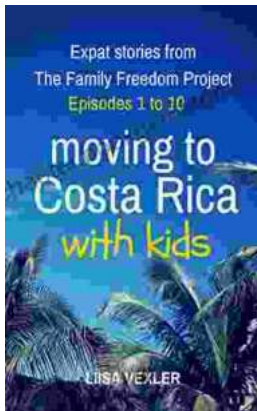
Text-to-Speech : Enabled



Screen Reader : Supported  
Enhanced typesetting: Enabled  
Word Wise : Enabled  
Print length : 80 pages  
Lending : Enabled

FREE

DOWNLOAD E-BOOK



## Moving to Costa Rica With Kids: A Comprehensive Guide for Families

Costa Rica is a beautiful country with a lot to offer families. From its stunning beaches and lush rainforests to its friendly people and...



## Travels in False Binary: Exploring the Complexities of Gender Fluidity and Identity

In a world rigidly divided into male and female, those who defy these binary categories often find themselves navigating a complex and often...